



EJECTORS

series **M 300 C**

Capacity up to 15 kg/h

GENERAL

Ejector is a mechanical device that generates the vacuum necessary for operation of the feed system.

Ejector consists of:

- drive nozzle
- mixing chamber
- check valve
- outlet connection

Ordinary ejector construction is for pipes with water pressure up to **6 bar**.

Reinforced ejectors are used for pipes with water pressure up to **20 bar**.



Ejectors with "connection cock" are used when the ejector has to be separated from the pipeline in which there is **overpressure**.

OPERATION PRINCIPLE

The booster pump drives water through the ejector. This generates vacuum, the power of which depends on the pump pressure and permeability of the drive nozzle. Vacuum fills the ejector with gas chlorine which mixes with water in the mixing chamber. The mixture of chlorine and water is then injected into the water-supply system. The check valve prevents irruption of water into the vacuum line.

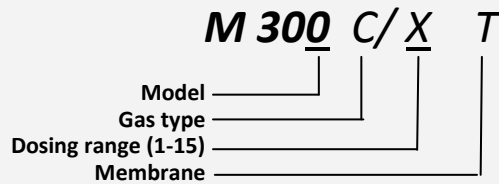


M 304 TC Ejector with PVC valves for pressure up to 6 bar



M 307 C Reinforced ejector for pipes with pressure up to 20 bar

ORDER CODES



OPTIONS:

- **Model: M 300** - Ordinary ejector construction for pressure up to 6 bar, max 4 kg/h
 - M 303** - Ejector with a "connection cock" for dismantling under pressure up to 3 bar, max 4 kg/h
 - M 304** - D.P.T – Ejector with PVC valves , designed for pool engineering. For pressures up to 6 bar
 - M 305** - Reinforced ejector for more than 4 kg/h, G 5/4
 - M 306** - Ejector with union connection for pressure up to 6 bar, max 4 kg/h
 - M 307** - Reinforced ejector for pressures from 6 to 20 bar
 - M 308** - Ejector for pressures more than 20 bar
 - M 309** - Reinforced ejector for pressures up to 6 bar, PTFE
- Gas type : "C" - Cl₂, "CO2" - CO₂, "S" - SO₂, "N" - NH₃
 - **Dosing range***: is chosen from technical data table below and the suitable number is written into the ordering code
 - **Membrane type** : "T" = TEFLON, "D" = diaphragmless; only possible to choose for M 305!
Models M 300, M 303, M 304 and M 306 = TEFLON
Models M 307 = diaphragmless
 - **Connections:** A = d8/d10
B = d12/d16
C = d12 PVC
D = d16 PVC
X = on request

TECHNICAL DATA



Dosing range (X)*: (in g/h)

1	up to 200
2	up to 500
3	up to 1000
4	up to 2000
5	up to 4000
6	up to 10000
15	up to 15000

Weight:

M300/1-5:	0,6 kg
M305/5-6:	1,2 kg
M305/15 :	1,2 kg
M306/1-5:	0,6 kg

Gas types :

C	= Cl ₂
CO2	= CO ₂
S	= SO ₂
N	= NH ₃

MEASURE DRAWINGS

